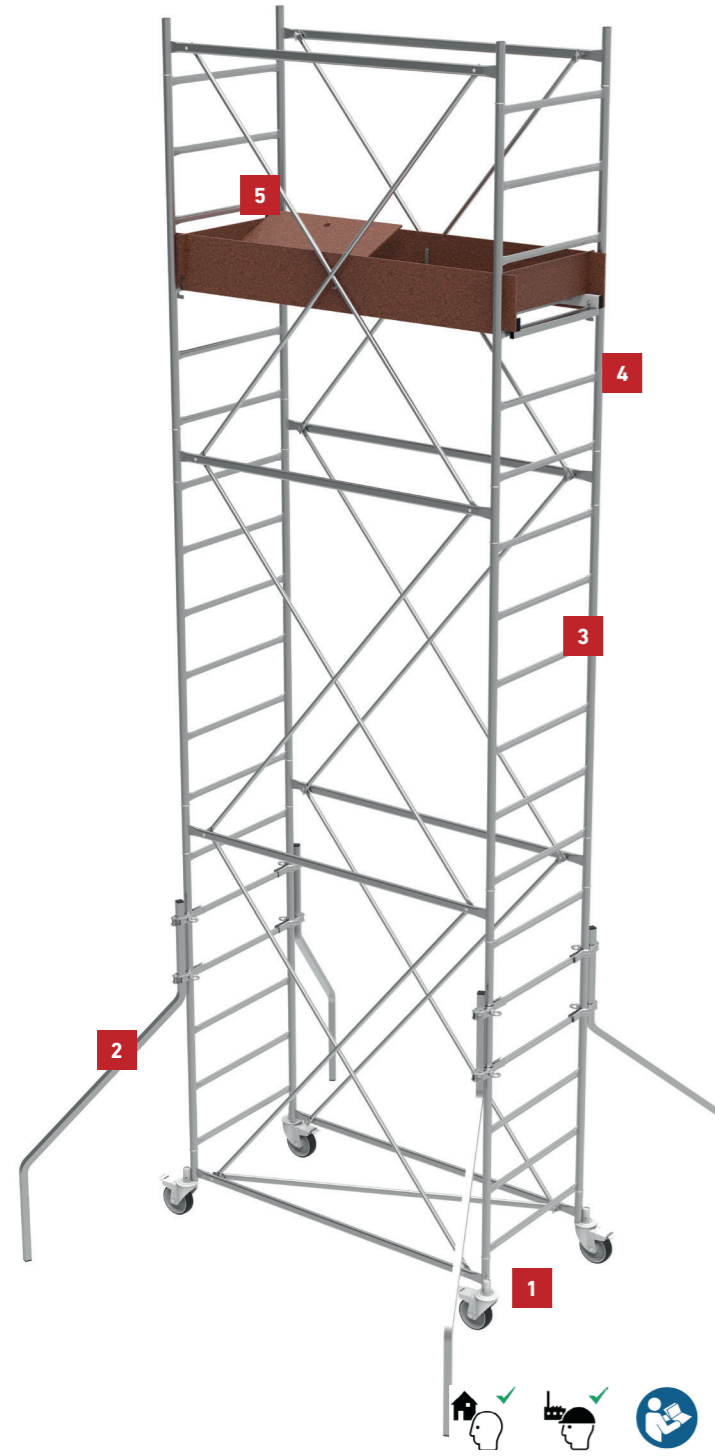
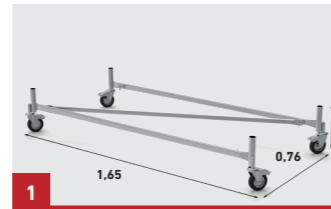




GRIM CON RUOTE Ø 100



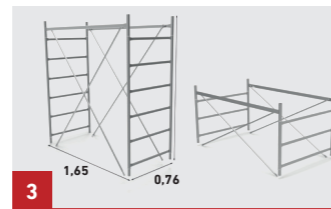
+ COMPONENTI ACCESSORIES



BASE CON RUOTE Ø 100
Base with wheels ø 100
CODE 50045
 Kg 7,5 - Mc 0,01




4 STAFFE STABILIZZATRICI STANDARD CON GIUNTI
4 standard stabilizers
CODE 50041



ALZATA TORRE M 1,70
Tower CODE 50048
 Kg 22 - Mc 0,10

OPTIONAL Optional
ALZATA TORRE M 0,90
Towers m 0,90
CODE 50049
 Kg 18 - Mc 0,08



PIANO LAVORO RESINATO CON STRUTTURA IN ACCIAIO ZINCATO
Resin work platform with galvanized steel structure 75x165
CODE 50050 Kg 26 - Mc 0,09



ASTA PARAPETTO KIT 2 PZ
Guardrail Bar
CODE 50039




RUOTA Ø 100
Wheel
CODE 10280
 Kg 0,75 - Mc 0,01

DIMENSIONI TORRE
Tower dimensions
 m 0,75 x 1,65



CARICO COMPLESSIVO CONSENTITO
Total load permitted
 Kg 190



CODE	GR.DL.IN.75.165 .01	GR.DL.IN.75.165 .02	GR.DL.IN.75.165 .03
D.LGS. 81/08 ART. 140	€		

H max ponteggio H max mobile tower	m	2,00	3,70	5,40
H max piano di lavoro H max work platform	m	1,00	2,70	4,40
50045 Base	n.	1	1	1
50048 Alzata torre Tower / m 1,70	n.	1	2	3
D.LGS. 81/08 con ancoraggio with anchorage DL 81/2008				
50050 Piani di lavoro Work Platform	n.	1	1	1
50039 Asta parapetto kit n. 2 Guardrail bar	n.	1	1	1
50041 4 staffe stabilizzatrici 4 stabilizers	n.	0	0	1
Peso /Mc Weight	kg/mc	60 / 0,22	83 / 0,70	122 / 0,80

